

**SUBJECT: ENGLISH LANGUAGE**  
**1° GRADE**  
**LESSON NUMBER \_\_\_\_**



**HELLO!!!**

**OBJECTIVE (S)**

**GROUP WORK**

**SCHEDULE**







1. Look at the pictures and examine each one carefully.



2. Reflect about what you saw in the pictures.

- Think about people, places, materials, and actions performed.
- For example: Students, school, and study.
- Use the chart below to write your ideas.

Place(s)	People	Materials	Actions performed
SCHOOL	TEACHER	NOTEBOOKS	STUDYING

(Source: Adapted from students' book)



**Stress out:**

To make someone feel nervous about something.

**Bully:**

To harm, laugh at, bother, or intimidate someone else.

**Afford:**

To have enough money to pay for.

**Laugh at:**

To make the noise with your voice that shows you think something is funny.

**Learning:**

The process of gaining knowledge and experience, for example by studying.

**Message:**

A piece of written or spoken information that you send to someone.



# NEW VOCABULARY



STRESS OUT, BULLY, AFFORD, LAUGH AT, LEARNING, MESSAGE



a. learning

b. scholarship

c. lecture

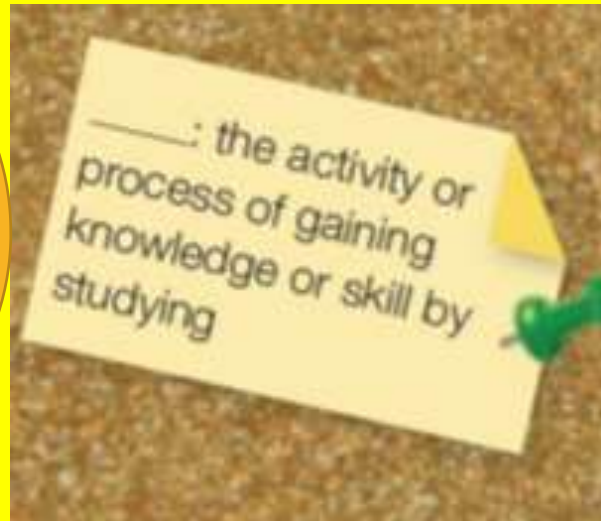
d. classmate

e. intensive course

f. higher education

g. science fair

A





a. learning

b. scholarship

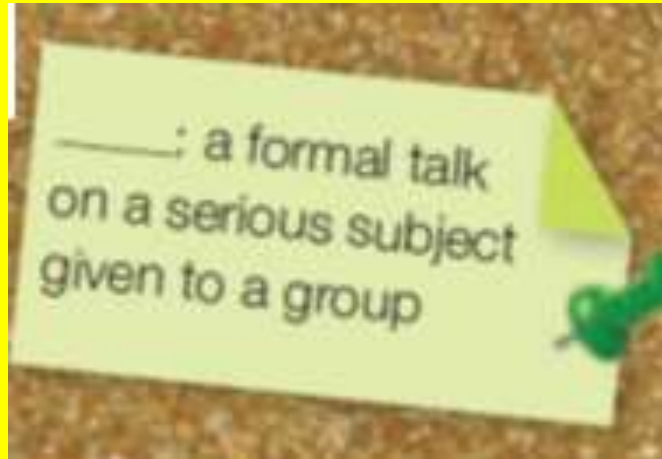

c. lecture

d. classmate

e. intensive course

f. higher education

g. science fair



a. learning

b. scholarship

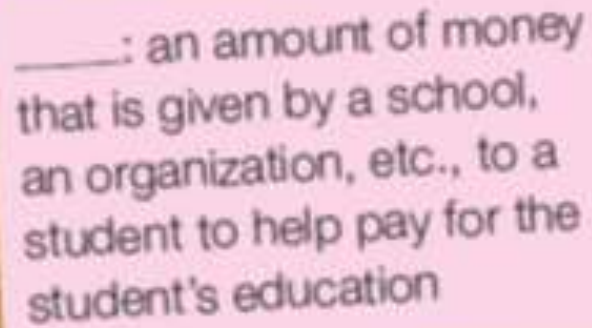

c. lecture

d. classmate

e. intensive course

f. higher education

g. science fair



\_\_\_\_\_: an amount of money that is given by a school, an organization, etc., to a student to help pay for the student's education

a. learning

b. scholarship

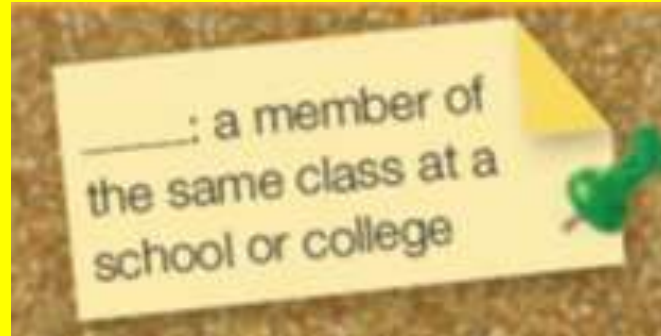

c. lecture

d. classmate

e. intensive course

f. higher education

g. science fair



a. learning

b. scholarship

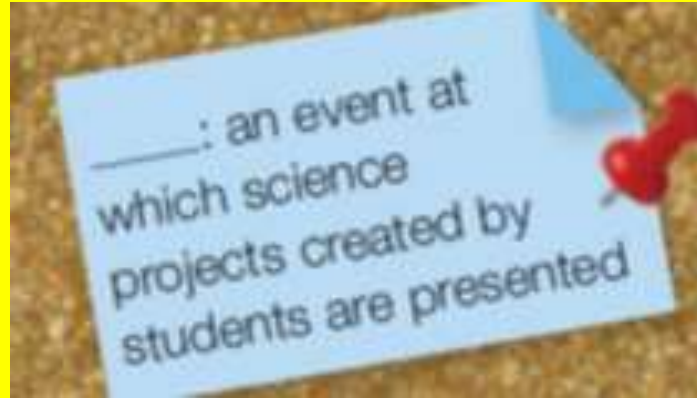

c. lecture

d. classmate

e. intensive course

f. higher education

g. science fair



a. learning

b. scholarship

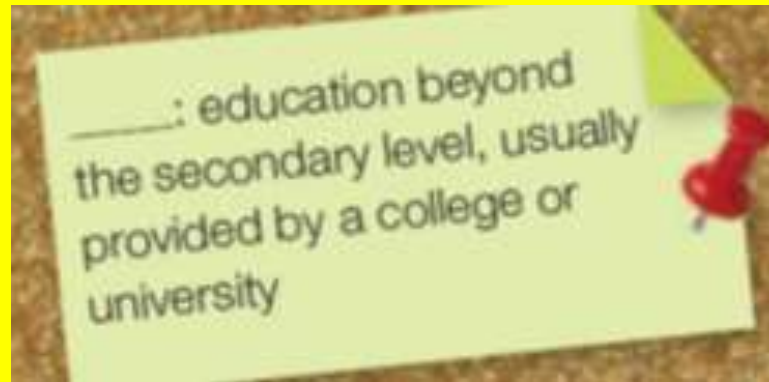

c. lecture

d. classmate

e. intensive course

f. higher education

g. science fair



a. learning

b. scholarship


c. lecture

d. classmate

e. intensive course

f. higher education

g. science fair





MANUEL MOLINA O.  
PROFESOR DE INGLÉS LICEO AGRÍCOLA CHILLÁN  
SNA EDUCA  
CHILLAN.P.MMOLINA@SNAEDUCA.CL



**Practice  
Is Key**



# 7 Tips for Learning English

## with the English Word of the Day



Do word associations or mind maps

Use the new word in a sentence

Look for grammatical variations of the word

Carry a list or notepad with you

Learn the word again on other days

Make flash cards to revise the words

Look for examples of the word on the internet

For a new word in English every day

Follow us on Twitter



@WoodwardEnglish

# 10 Reasons to Study English



Most commonly spoken language of the world



Increases the chances of getting a good paying job



Official language of 53 countries



1st language of 400 million people around the world



Language of media industry



Language of the internet



Based on a simple alphabet that is easy to learn



Gives a lot of satisfaction to learn the language



A variety of school courses are taught in English



Learn from other cultures through the language