

GUIA DE EDUCACION MATEMÁTICA 1° AÑO BÁSICO TRABAJANDO CON EL ÁBACO

A. ESCRIBE EN EL EL NÚMERO CORRESPONDIENTE:

5 decenas =

1 decena y dos unidades =

2 unidades =

8 decenas =

7 decenas y 9 unidades =

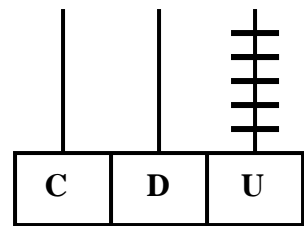
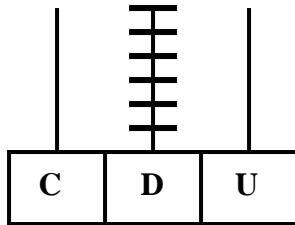
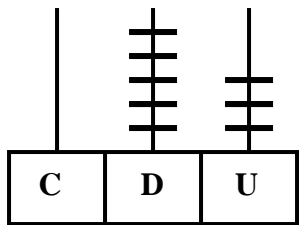
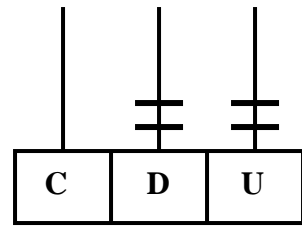
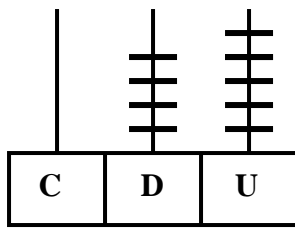
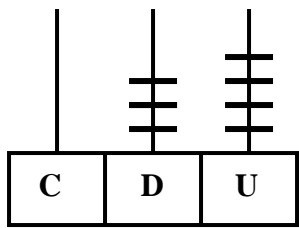
3 decenas =

0 unidades =

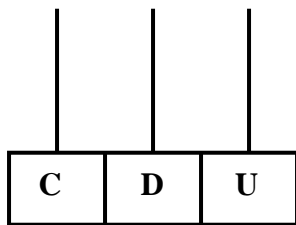
2 decenas y 3 unidades =

4 decenas =

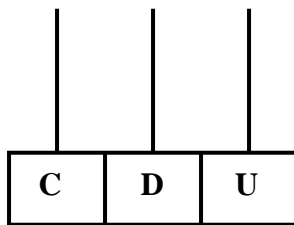
B. OBSERVA CADA ÁBACO Y ESCRIBE EL NUMERO QUE REPRESENTA



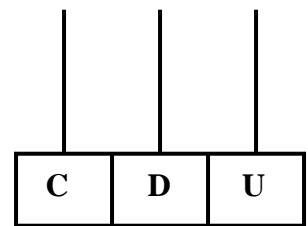
C. REPRESENTA EN EL ÁBACO LOS SIGUIENTES NUMERALES. MARCA LAS UNIDADES CON ROJO Y LAS DECENA CON AZUL



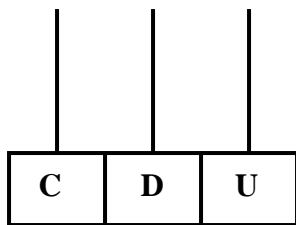
15



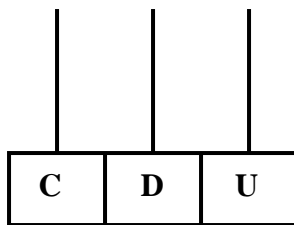
55



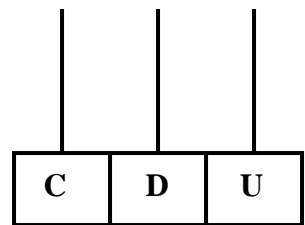
9



66



40



28